

Headrail Braced STANDARD - Integral Hinge Solid Plastic Toilet Partitions

Material Specification

1 . 0 1 Construction

Doors, panels and pilasters shall be certified CLASS B polyethylene solid plastic. The material shall contain no foaming agents, which can cause the formation of air pockets. The self-lubricating surface is resistant to marking and can be maintained effectively with ordinary household cleaners. Material is ideal for toilet partition installations, especially in high abuse and high moisture environments.

1 . 0 2 Doors

Shall be (25mm) 1" thick by (1397mm) 55" high straight cut with fine radius edges.

1 . 0 3 Panels

Shall be (25mm) 1" thick by (1397mm) 55" high straight cut with fine radius edges.

1 . 0 4 Pilasters

Shall be (25mm) 1" thick by (2083mm) 82" high straight cut with fine radius edges.

1 . 0 5 Headrail

Shall be 32mm (1.25") by 44mm (1.75") extruded anodized aluminum with anti-grip design. Wall thickness to be 1.5mm (0.060") and shall be securely attached to wall and pilasters with manufacturer's fittings in such a way as to make a rigid installation. All joints in headrails shall be made at a pilaster.

1 . 0 6 Pilaster Fastening Method

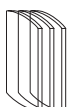
Pilasters shall be securely and rigidly fastened to the floor with 3" (76mm) high stainless steel anchor shoes. Plastic anchor shoes are also available in colors to complement the partitions. Three heavy-duty aluminum brackets shall be used at the pilaster to wall connection.

1 . 0 7 Hardware & Fittings

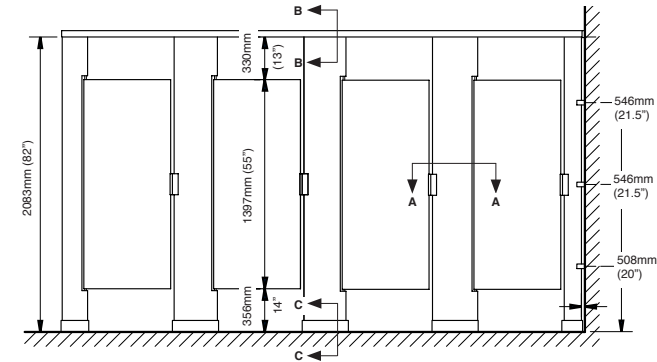
Doors are installed with an integral hinge system, fabricated from the door and pilaster with no exposed metal parts. Pilaster shall be machined to accept door and hinge mechanism. Hinges shall consist of a 2-piece, 1/2" diameter cammed nylon pin at bottom of door and a 1-piece, 1/2" diameter, 4" long nylon pin in the top of the door. Hinge mechanism shall be secured in place with 3/16" stainless locking pins. Strike-keeper and throw latch are extruded clear anodized aluminum. Three heavy-duty aluminum brackets are used at the panel to wall connection and a full-height continuous aluminum channel is used at the panel to pilaster connection. Inswing doors shall be fitted with a zinc die cast, #4 brushed combined coat hook and bumper. Outswing doors shall be fitted with a #4 brushed stainless steel flat coat hook. Fasteners are theft-proof 6-lobe security head stainless steel screws. Hadrian hardware meets ADA and Canadian barrier-free requirements.

1 . 0 8 Finish

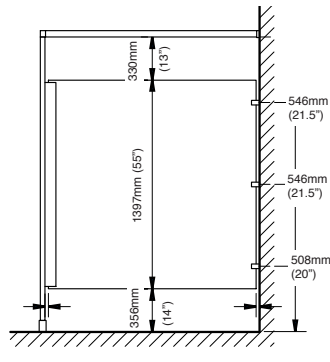
Doors, panels and pilasters shall be certified CLASS B polyethylene solid plastic with uniform color throughout. Color shall be as selected from Hadrian's color card.



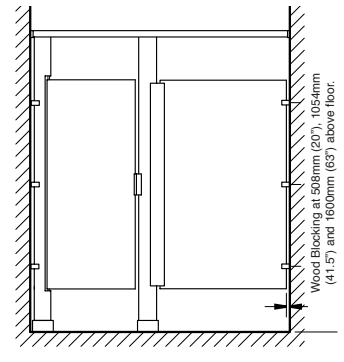
Headrail Braced STANDARD - Integral Hinge Solid Plastic Toilet Partitions



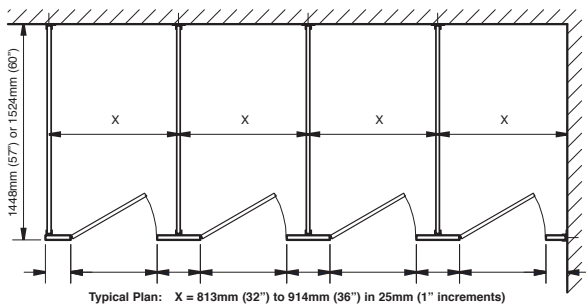
front elevation



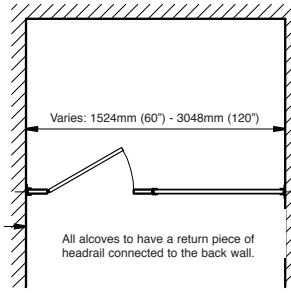
side elevation



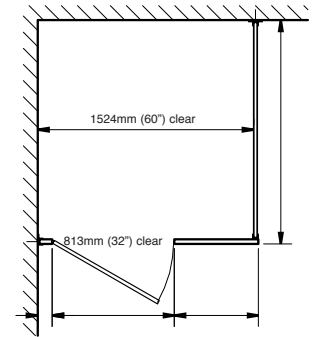
alcove elevation



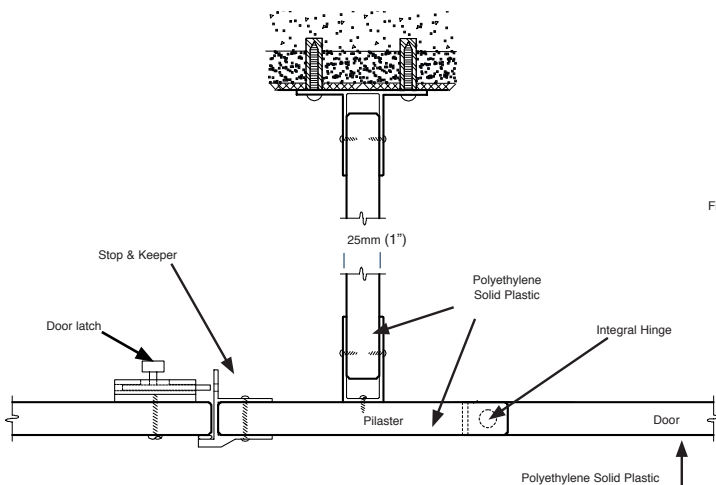
plan



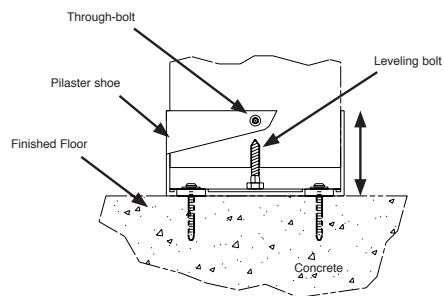
alcove plan



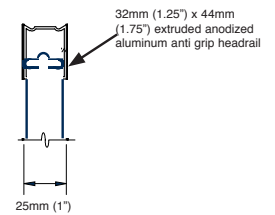
barrier-free plan



plan detail A-A



section C-C



section B-B

Important Note:

Refer to final drawings for wood blocking information. Wood blocking is critical to ensure a rigid installation.

